

TruFlo™ Sample Monitor

- Indispensable diagnostic tool
- Continuous real-time flow measurement
- Reduces sample repeats
- Sounds out-of-range alarm
- Stores 24 hours of data
- Ideal for sample introduction by peristaltic pump or natural aspiration
- Suitable for all ICP-OES and ICP-MS models



Do you ever need to repeat the analysis of a sample due to:

- A blocked nebulizer?
- Worn peristaltic pump tubing?
- Incorrect pressure of the pump tubing clamp?

With the digital display of the TruFlo™ Sample Monitor, you always know the actual rate of sample uptake to your nebulizer. This enhances the day-to-day reproducibility of your results and reduces the need to repeat measurements due to a blocked nebulizer, worn pump tubing or incorrect clamping of the pump tube. And the borosilicate glass sample path ensures that there is no memory effect or sample contamination. The TruFlo can even sound an alarm if the sample uptake is outside your specified limits.

The TruFlo is also ideal if you are relying on the natural aspiration of the nebulizer. Many operators, particularly of ICP-MS, use natural aspiration in order to eliminate the effect of peristaltic pump noise from their measurements. With the TruFlo, you always know what your sample uptake is and you can take immediate corrective action if there is any change.

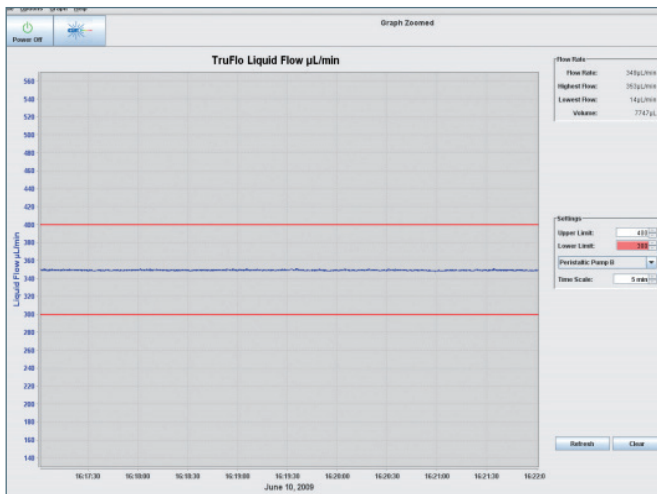
The actual sample flow is shown on the TruFlo's inbuilt digital display and a graph of the flow versus time can also be displayed on your computer.

Part No.	Measurable flow range (mL/min)	Calibrated flow range (mL/min)	Internal volume (mL)	Sample Path
70-803-0643	0 - 4.0	0.2 - 4.0	0.12	Borosilicate glass + PEEK
70-803-0788	0 - 1.0	0.03 - 1.0	0.055	Borosilicate glass + PEEK
70-803-0774	0 - 0.05	0.001 - 0.05	0.033	Quartz + PEEK
70-803-0890	0 - 4.0	0.2 - 4.0	0.12	HF resistant
70-803-0891	0 - 1.0	0.03 - 1.0	0.055	HF resistant
70-803-0892	0 - 0.05	0.001 - 0.05	0.033	HF resistant

The TruFlo is normally calibrated using deionized water. It is effective in identifying any change in sample flow with non-aqueous solutions, even though the absolute accuracy of the flow reading may be outside the specified range. The TruFlo can be calibrated to provide accurate flow readings with non-aqueous solutions if required.

For more information visit: www.geicp.com

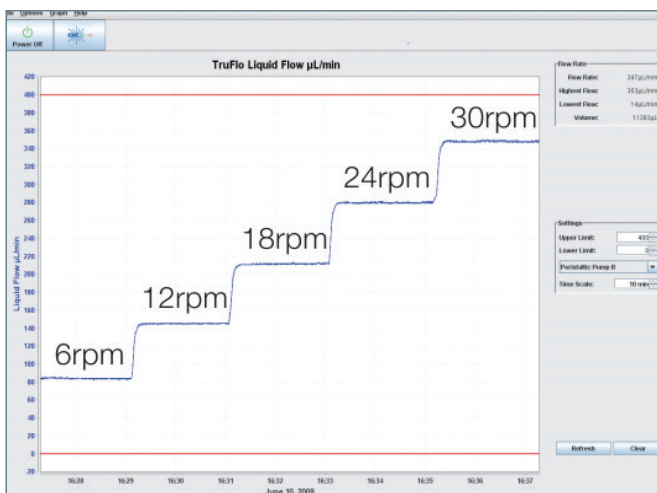
The software supplied with the TruFlo provides a graph of sample flow versus time, together with your selected flow limits.



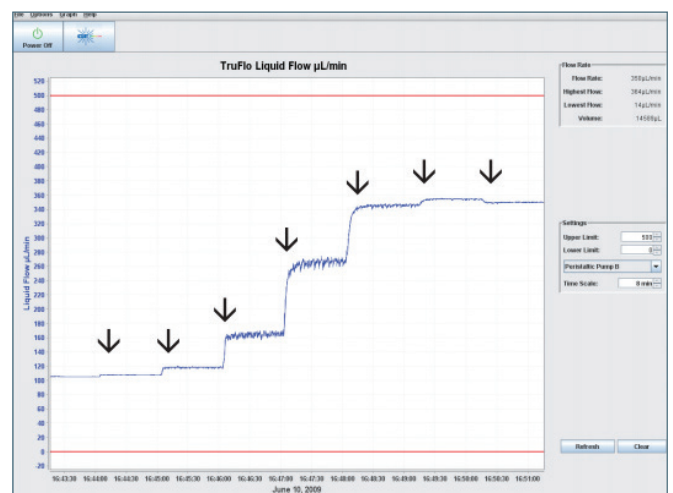
You can set the upper and lower limits of your acceptable sample flow range.



You receive a warning on the screen, as well as an audible alarm, if the sample flow moves outside the acceptable range.



You always know the actual sample flow and you do not need to worry about converting pump revolutions to sample flow



The realtime flow display enables you to optimise the pressure on the peristaltic pump tubing. The clamp was tightened by a half turn at each arrow.

Contact us at enquiries@geicp.com to find out how TruFlo can improve the reliability of your ICP measurements.



GLASS EXPANSION
Quality By Design

Head Office

6 Central Boulevard,
Port Melbourne, Vic 3207,
Australia
(61) 3 9320 1111
enquiries@geicp.com

Americas

31 Jonathan Bourne Drive,
Unit 7 Pocasset, MA 02559,
USA
508 563 1800
geusa@geicp.com

Europe

Friedenbachstrasse 9,
35781 Weilburg,
Germany
+49 6471 3778517
gegmbh@geicp.com